

??

REX4B0750-MO-MA-FO-SE	Motor (MO)	Material (MA)	Foot (FO)	Sealing (SE)	Model
• Motor choices (Pressure ratio)					MO=?
- Motor 7200 (25:1)	72				MO=72
- Motor 9200 (40:1)	92				MO=92
• Lower Material selection					MA=?
- Mixed Materials		CS			MA=CS
• Foot selection					FO=?
- Wall mounted (Inlet/Outlet (F) 1" BSP)			G1		FO=G1
• Seal package selection					SE=?
- PU (Polyurethane)				06	SE=06
- PEEK/PTFEG (PTFE + Glass impregnated)				07	SE=07

??

Description	Part number
Wall mounted support for motor 5000 to 9202	9015




REXSON 4B750

Quatro 4 Ball Pump

REXSON ?? / ??



PUMPING BEYOND POSSIBLE.

-  **Robust and reliable**
-  **Simple to maintain**
-  **3-in-1 functions: Booster, circulating and dosing**

Markets





REXSON 4B750

Quatro 4 Ball Pump

This High Viscosity Pump is a 4 ball double-acting piston technology is used for booster, circulation and dosing applications that require high pressures and high flow rates.

The **REXSON pumps of the high viscosity range** have been designed with robustness in mind, and the aim of offering a high degree of modularity to follow your application. Unlike liquid fluid pumping, the high viscosity range imposes highly variable mechanical stresses from one product to another.

Double-acting ball pumps are similar in construction to pumps for liquid products and are capable of **transferring fluid up to 50,000 Cps**. These pumps have been adapted for high viscosity products by optimizing the passage diameters, the nature of the seals, and the hardness of the materials.

To create your own pump that will **meet your application specifications**, you will have to **select**:

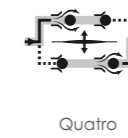
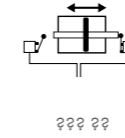
- The **correct air motor** according to the maximum pressure,
- The **construction materials** according to the nature of the product,
- The **foot and mounting style** according to the product packaging, and your installation
- The **Seal pack** (see the Documents tab to get all necessary information on our website).

Our air motors are designed for maximum airflow with a pilot distributor to allow fast **inversion**. They are equipped with a broad silencer to prevent water **freezing** at the motor outlet and can be controlled (start / stop) from a remote air control.

These pumps are **wall mounted** and require a material supply. They are desinged to boost pressure or circulate material. Works well with spraying, extruded, streamed and dosing systems.



??	??	??
?? ? ? ? ?	300 (4.350)	bar (psi)
?? ? ? ? ?	6 (87)	bar (psi)
??	<50,000	cps
Pressure ratio (depending on air motor size)	33:1, 53:1	
?? ? ?	60 (140)	°C (°F)
?? ? ? ? ? ? ?	750	cc
15 ? ? ? ? ? ? ? ?	11,25 (2,97)	l/mn (gal/mn)
Free flowrate (@ 60 cycles/mn)	45.0 (11.88)	l/mn (gal/mn)
?? ? ?	7200, 9200	
?? ? ? ?	3/4" BSP (F)	
?? ? ? ?	1" BSP (F)	
Weight (fluid section only)	116 (255.7)	kg (lbs)
Weight range (air motor only)	26-35 (57.3-77.2)	kg (lbs)
Fluid inlet (Wall-mounted)	1" BSP (F)	
Air consumption depending on motor size (see catalog)	---	
Stroke	200 (7.87)	mm (inch)



Quatro



?? ?



Triple Chrome Layer

PERFORMANCE

M1 Power distributor: Large passageway for maximum airflow

L1 Upper Body: The upper part of the pump is of robust construction and must be able to withstand the maximum pressures.

L2 Material Piston: Moves the material in and out of the pump. The pump is balanced so there is equal pressure when the pump changes direction.

L3 Ball Checks: All four checks are interchangeable and use a spring to minimize pump pulsation.

PRODUCTIVITY

M2 The Cover: Very easy to remove and to access the repair parts

M3 The Pulse Output: The motor can be easily monitored thanks to an air pulse occurring at each reversal.

L4 Motor adaptation flange: Unique and robust assembly of the motor shaft connection to the pump shaft. Allows quick adaptation to different air motors to vary the pressure ratio of the pump.

L5 Guard: To guarantee the safety of the operators, this guard prevents contact with the moving shaft of the pump.

L6 Lubricator Cup: Includes lubricator cups for each rod seal ensures long lasting seals and isolates them from environmental reactive materials.

SUSTAINABILITY

M4 Brass guiding ring: Enduring and accurate guidance system

M5 Camshaft inversion system: Very reliable reversal system

L7 Upper/Lower seals packing: Our pump range has a wide range of seal materials to suit all your needs.

L8 Rod and Cylinder: The piston shaft and the cylinder are made of triple chrome steel to ensure excellent abrasion resistance.

