

Equipment

Designation	Part number
Paintcare ePCS-20	151700620
PaintCare ePCS-20 w/o Motor	151700520
PaintCare ePCS-30	151700630
PaintCare ePCS-30 w/o Motor	151700530
PaintCare ePCS-40	151700640
PaintCare ePCS-60	151700660
PaintCare ePCS-40 or 60 w/o Motor	151700540




Paintcare ePCS

Electrical Paint Circulation System range

Airspray / Pumps



AND WHAT'S MORE, IT TAKES CARE OF YOUR PAINT!

-  **Powerful and Compact**
-  **Efficient and Dynamic**
-  **Precise and Consistent paint flow delivery**

Markets



BOND • PROTECT • BEAUTIFY



# Paintcare ePCS

Electrical Paint Circulation System range

The Paintcare ePCS range offers stable pressure and paint flow rate in a small footprint. Electrically engineered to provide paint delivery precision and efficiency. The ePCS focus is to deliver paint flow on a consistent basis.

The **ePCS pump range** was designed to be electric from the beginning, harnessing the power and consistency of an electric motor. Contrary to pneumatic pumps, ePCS is designed to transform the rotation of the motor into translation of the pistons with the best efficiency and the lowest inertia. This results in the main benefits of this pump: highly efficient and low energy consumption.

In addition to this structural advantage, the system has a different cam for each piston. This results in an extremely **stable pressure and flow rate**. Add to this an optimization of the fluid flow and the absence of springs on the valves and we obtain a shear-free circulation that takes care of the paint.

In order to meet the requirements of car manufacturers, everything has been thought out to increase **durability** and **simplicity of maintenance**. The sealing system corresponds to the best current standards (bellows, UHMW-PE) with a leakage indicator that allows to detect the leakage without affecting the production.

Finally, it offers **an unmatched compactness** that will simplify the electrification of pneumatic pumps, the optimization of a new dilution room or the addition of new shades.

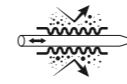


## Technical data table

Designation	Value	Unit: metric (US)
Maximum Fluid Pressure	16 (ePCS-20 & 30) - 20 (ePCS 40 & 60)	bar (psi)
Maximum Temperature	60 (140)	°C (°F)
Length	260 - 300 (10 - 12)	mm (in)
Wetted Shares: Stainless Steel	PTFE, FKM	
Height	681 - 868 (27 - 34)	mm (in)
Width	561 - 739 (22 - 29)	mm (in)
Weight	126 - 207 (277 - 456)	kg (lbs)
ATEX Certification	II2G Ex IIB T4 Gb X - II2D Ex IIIC 135°C Db X	
Nominal maximum rotation speed	20-60 (5.3 - 16)	rpm



## Technologies



Flowmax®



Triple Chrome Layer

## Performance

- 1 Dynamic and Powerful due to innovative kinematic system
- 2 Two separate cams offer a stable pressure and flow rate
- 3 High efficiency with low energy consumption

## Productivity

- 4 Fast response times allows to optimize paint pressure level
- 5 Compact design – Requires a small footprint in the paint kitchen
- 6 No Spring and No Retention area to eliminate areas where paint can build up "
- 7 Inlet and Outlet on the same plane

## Sustainability

- 8 Bellow seals longevity with a safety backup seal
- 9 Leakage indicator allows to "run to failure"
- 10 Ceramic coated pistons
- 11 Reinforced UHMW-PE piston and body seal
- 12 Automatic greaser for a clean and reliable lubrication



## Description

