

??

REX2B0360-MO-MA-FO-SE	Motor (MO)	Material (MA)	Foot (FO)	Sealing (SE)	Model
• Motor choices (Pressure ratio)					MO=?
- Motor 7000 (52:1)	72				MO=72
• Lower Material selection					MA=?
- Stainless Steel + Carbide valves		SC			MA=SC
• Foot selection					FO=?
- Wall mounted (Inlet F 1-1/2" BSPP)		WM			FO=WM
- Follower plate (Ø=80mm)			FP		FO=FP
• Seal package selection					SE=?
- PU (Polyurethane)					SE=06

??

Description	Part number
Flat Seal Follower Plate for 20-30L Drums - Ø 280-285 (pump foot Ø80)	151100100
Flat Seal Follower Plate for 30L Drums -Ø 305 (pump foot Ø80)	151100200
Flat Seal Follower Plate for 30L Drums -Ø 315 (pump foot Ø80)	151100300
Flat Seal Follower Plate for 40-60L Drums -Ø 350-360 (pump foot Ø80)	151100400
Flat Seal Follower Plate for 200L Drums -Ø 571 (pump foot Ø80)	151100500
Flat Double Seal Follower Plate for 200L Drums -Ø 571 (pump foot Ø80)	1055180301
Double O-Ring Follower Plate for 20L drum -Ø 280 (pump foot Ø80)	151101100
Double O-Ring Follower Plate for 30L drum -Ø 285 (pump foot Ø80)	151101200
Double O-Ring Follower Plate for 30L drum -Ø 305 (pump foot Ø80)	151101300
Double O-Ring Follower Plate for 30L drum -Ø 315 (pump foot Ø80)	151101400
Double O-Ring Follower Plate for 40-60L drum -Ø 360 (pump foot Ø80)	151101500
Double O-Ring Follower Plate for 200L drum -Ø 571 (pump foot Ø80)	151101600
Double O-Ring PTFE-Coated Follower Plate for 20L drum -Ø 280 (pump foot Ø80)	151102100
Double O-Ring PTFE-Coated Follower Plate for 30L drum -Ø 285 (pump foot Ø80)	151102200
Double O-Ring PTFE-Coated Follower Plate for 30L drum -Ø 305 (pump foot Ø80)	151102300
Double O-Ring PTFE-Coated Follower Plate for 30L drum -Ø 315 (pump foot Ø80)	151102400
Double O-Ring PTFE-Coated Follower Plate for 40-60L drum -Ø 360 (pump foot Ø80)	151102500
Double O-Ring PTFE-Coated Follower Plate for 200L drum -Ø 571 (pump foot Ø80)	151102600
Wall mounted support for motor 5002	9015
Double column elevator for 20 to 60 L. drums (not available in NA/China)	151080500
Double column elevator for 200 L. drums (not available in NA/China)	151090500

Sames reserves the right to modify its equipment or specifications without further notice. Document, products and pictures shown are not contractual. Adresser en une marque déposée. - FR n° 1 222 301 - 202310 - (NA)




REXSON 2B0360

2 Ball Pump

REXSON ?? / ??



PUMPING BEYOND POSSIBLE.

-  **Robust and reliable**
-  **Simple to maintain**
-  **Configurable and versatile**

Markets





REXSON 2B0360

2 Ball Pump

This High Viscosity Pump is a 2 ball double-acting piston technology is used for Airless® and extrusion application requiring low to medium flow rates.

The **REXSON pumps of the high viscosity range** have been designed with robustness in mind, and the aim of offering a high degree of modularity to follow your application. Unlike liquid fluid pumping, the high viscosity range imposes highly variable mechanical stresses from one product to another.

Double-acting ball pumps are similar in construction to pumps for liquid products and are capable of **transferring fluid up to 50,000 Cps**. These pumps have been adapted for high viscosity products by optimizing the passage diameters, the nature of the seals, and the hardness of the materials.

To create your own pump that will **meet your application specifications**, you will have to **select**:

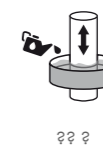
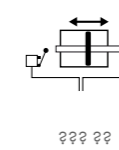
- The **correct air motor** according to the maximum pressure,
- The **construction materials** according to the nature of the product,
- The **foot and mounting style** according to the product packaging, and your installation
- The **Seal pack** (see the Documents tab to get all necessary information on our website).

Our air motors are designed for maximum airflow with a pilot distributor to **allow fast inversion**. They are equipped with a broad silencer to **avoid water freezing** at the motor outlet and can be controlled (start / stop) from a remote air control.

These pumps are used as feeding equipment directly from the product packaging **in-wall mounting** or **installed on an elevator** with a follower plate for open drums.



??	??	??
?? ?? ??	480 (7,000)	bar (psi)
?? ?? ??	6 (87)	bar (psi)
??	<50,000	cps
Pressure ratio (depending on air motor size)	53:1	
?? ??	80 (176)	°C (°F)
???? ?? ??	360	cc
15 ????? ?? ??	5.40 (1.42)	l/mn (gal/mn)
Free flowrate (@ 60 cycles/mn)	21.60 (5.70)	l/mn (gal/mn)
?? ??	7200	
?? ??	3/4" BSP(F)	
?? ??	1" BSP(F)	
Weight (fluid section only)	47 (103.7)	kg (lbs)
Weight range (air motor only)	26 (57.3)	kg (lbs)
Fluid inlet (Follower plate)	80mm	
Fluid inlet (Wall-mounted)	1-1/2" BSP(F)	
Air consumption depending on motor size (see catalog)	♦	
Stroke	200 (7.87)	mm (inch)



PERFORMANCE

M1 Power distributor: Wide passageway for maximum airflow

L1 Upper Body: The upper part of the pump is of robust construction and must be able to withstand the maximum pressures.

L2 Upper Valve: This valve allows material to pass from the lower chamber to the upper chamber of the pump. It is designed to limit pressure loss.

L3 Lower Valve: This valve is essential for the suction of the product. It is designed to be as wide as possible for easy filling.

PRODUCTIVITY

M2 The Cover: Very easy to remove and to access the repair parts

M3 The Pulse Output: The motor can be easily monitored thanks to an air pulse occurring at each reversal.

L4 Motor adaptation flange: Unique and robust assembly of the motor shaft connection to the pump shaft. Allows quick adaptation to different air motors to vary the pressure ratio of the pump.

L5 Guard: To guarantee the safety of the operators, this guard prevents contact with the moving shaft of the pump.

L6 Lower Body: The pump lower is adapted as needed to be fixed on a follower plate, immersed in a bung drum, or simply threaded for connection to a manifold.

SUSTAINABILITY

M4 Brass guiding ring: Enduring and accurate guidance system

M5 Camshaft inversion system: Very reliable reversal system

L7 Upper seals packing: Our pump range has a wide range of seal materials to suit all your needs.

L8 Rod and Cylinder: The piston shaft and the cylinder are made of triple chrome steel to ensure excellent abrasion resistance.

